



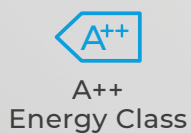
AIRFEL
SEASONAL
INVERTER
AIR CONDITIONER



Hidden Display



- R32 environmentally friendly new generation refrigerant
- 20% less energy consumption with the seasonal inverter technology in comparison to A class inverter air conditioners
- Homogeneous room temperature due to automatic vertical flow function
- Heating operation even at -15°C
- Rapid heating - rapid cooling with the combination of the Turbo function and inverter technology
- Consumes only 1W of energy in stand by mode





			LTXM25N/LRXM25N	LTXM35N/LRXM35N	LTXM50N/LRXM50N	LTXM71N/LRXM71N
Power supply	Ph-V-Hz		220-240V,1Ph,50Hz	220-240V,1Ph,50Hz	220-240V,1Ph,50Hz	220-240V,1Ph,50Hz
Cooling Capacity	Nom. (Min.-Maks.)	Btu/h	9.000 (3.100-11.600)	12.000 (3.800-14.200)	18.000 (6.200-21.000)	24.000 (7.100-27.000)
	Nom. (Min.-Maks.)	W	732 (100-1.240)	1.213 (130-1.580)	1.550 (140-2.300)	2.600 (420-3.150)
Cooling Power Consumption	Nom. (Min.-Maks.)	W	732 (100-1.240)	1.213 (130-1.580)	1.550 (140-2.300)	2.600 (420-3.150)
	Nom. (Min.-Maks.)	Btu/h	10.000 (2.800-11.500)	13.000 (3.700-14.400)	19.000 (4.400-23.000)	25.000 (5.500-27.000)
Heating Capacity	Nom. (Min.-Maks.)	Btu/h	10.000 (2.800-11.500)	13.000 (3.700-14.400)	19.000 (4.400-23.000)	25.000 (5.500-27.000)
	Nom. (Min.-Maks.)	W	733 (120-1.200)	1.088 (100-1.680)	1.570 (220-2.350)	2.400 (300-2.750)
Heating Power Consumption	Nom. (Min.-Maks.)	W	733 (120-1.200)	1.088 (100-1.680)	1.570 (220-2.350)	2.400 (300-2.750)
	Nom. (Min.-Maks.)	kW	2,80	3,60	5,20	7,00
Seasonal Cooling	SEER	W/W	6,30	6,10	7,40	6,10
	Energy efficiency class		A++			
Seasonal Heating (Average climate)	Pdesign	kW	2,60	2,70	4,10	4,80
	SCOP	W/W	4,00	4,00	4,00	4,00
	Energy efficiency class		A+			
Compressor Type			Rotary			
Indoor Unit Air Flow Rate (High/Medium/Low)	m3/h		466/360/325	540/430/314	840/680/540	980/817/662
Indoor unit noise pressure level (High/Medium/Low)	dB(A)		38,5/32/25	40,5/34,5/25	42,5/36/26	45/40,5/36
Indoor unit noise level (High)	dB(A)		54,0	55,0	56,0	59,0
Indoor unit	Product Dimensions (WxDxH)	mm	805x194x285		957x213x302	1040x220x327
	Net Weight	Kg	7,60		10,00	12,30
Outdoor unit air flow rate	m3/h		1.750	1.800	2.100	3.500
Outdoor unit noise pressure level	dB(A)		55,5	56,0	56,0	59,0
Outdoor unit noise level	dB(A)		62,0	63,0	63,0	67,0
Outdoor unit	Product Dimensions (WxDxH)	mm	720x270x495		805x330x554	890x342x673
	Net Weight	Kg	23,20		32,70	42,90
Refrigerant	Type		R32			
	GWP		675		/	
	Charging capacity	Kg	0,55	0,55	1,08	1,42
Refrigerant piping	Liquid side/ Gas side	mm(inch)	6,35(1/4) / 9,52(3/8)		6,35(1/4)/12,7(1/2)	9,52(3/8)/15,9(5/8)
	Max. refrigerant pipe length	m	25		30	50
	Max. difference in level	m	10		20	25
Operation temperature	Indoor(cooling/ heating)	°C	17~32/0~30			
	Outdoor(cooling/heating)	°C	-15~50/-15~30			

3D Inverter Motor Technology

3D DC INVERTER

High-Density Filter
Catches up to 80% of dust and pollen

1 DC INVERTER Compressor Motor



2 INDOOR UNIT DC Fan Motor*



*Only for models LTXN50U and LTXN71U

3 OUTDOOR UNIT DC Fan Motor*



Dealer:

AS_010622_EN_R01

LCD screen remote controller with backlight

